


**RPO COMPLIANCE REPORT as per (Renewable Energy Purchase Obligation and its Compliance) Regulations,
2013.**

FINANCIAL YEAR	TOTAL STATE CONSUMPTION (MUs)	TOTAL RPO OBLIGATION @ 3% (MUs)	RPO OBLIGATION FROM SOLAR @ .25% (MUs)	RPO OBLIGATION FROM NON SOLAR @ 2.75% (MUs)	RPO COMPLIANCE FROM SOLAR (MUs)	RPO COMPLIANCE FROM NON SOLAR (MUs)	SURPLUS OF RENEWABLE POWER COL (6+7) - COL (3) (MUs)	REMARKS
1	2	3	4	5	6	7	8	9
2013-2014	400.5	12.015	1.00125	11.01375	0.01	15.66	3.655	FULFILLED

FINANCIAL YEAR	TOTAL STATE CONSUMPTION (MUs)	TOTAL RPO OBLIGATION @ 4% (MUs)	RPO OBLIGATION FROM SOLAR @ .50% MUs)	RPO OBLIGATION FROM NON SOLAR @ 3.5% (MUs)	RPO COMPLIANCE FROM SOLAR (MUs)	RPO COMPLIANCE FROM NON SOLAR (MUs)	SURPLUS OF RENEWABLE POWER (COL 7 - COL 3) (MUs)	REMARKS
1	2	3	4	5	6	7	8	9
2014-15	386.62	15.4648	1.9331	13.5317	0.025	21.43	5.9902	FULFILLED

FINANCIAL YEAR	TOTAL STATE CONSUMPTION (MUs)	TOTAL RPO OBLIGATION @ 5% (MUs)	RPO OBLIGATION FROM SOLAR @ .75% MUs)	RPO OBLIGATION FROM NON SOLAR @ 4.25% (MUs)	RPO COMPLIANCE FROM SOLAR (MUs)	RPO COMPLIANCE FROM NON SOLAR (MUs)	SURPLUS OF RENEWABLE POWER (COL 7 - COL 3) (MUs)	REMARKS
1	2	3	4	5	6	7	8	9
2015-16	384.69	19.2345	2.885175	16.349325	0.025	38.75	19.5405	FULFILLED


Mangyal Tashi
Assistant Engineer (SLDC)
Energy & Power Dept.
Govt. of Sikkim.


Executive Engineer (SLDC)
Energy & Power Department
Govt. of Sikkim
Gangtok

STATE DRAWAL FOR 2013-14

MONTH	DRAWAL FROM CPSUs (SEM DATA) (KWh)	SPDCL			STATE OWNED	
		MANGLEY 2X1000 KW	LACHUNG 2X1.5 MW	RONGLI 2X2.5 MW	MEYONGCHU 2X2 MW	
APRIL	29426850	116974	287500	COD October 13		
MAY	30770650	179880	307500			
JUNE	28950620	301850	235000			
JULY	30529510	400400	200000			
AUG	30697040	409600	200000			
SEPT	30431530	466200	202500			
OCT.	30740527	489100	297500			581474
NOV	32317260	595050	342500			1448792
DEC	36394110	475736	392500			1313232
JAN	36804803	264825	460000			703896
FEB	33737562	137129	385000			548434
MAR	34031268.5	0	437500			492240
TOTAL	384831730.5	3836744	3747500	5088068	2991680	
in MUs	384.83	3.84	3.75	5.09	2.99	
TOTAL STATE CONSUMPTION (MUs)					400.50	

Assistant Engineer (SLDC)


Assistant Engineer (SLDC)
Energy & Power Department
Govt. of Sikkim


Executive Engineer (SLDC)

Executive Engineer (S L D C)
Energy & Power Department
Govt. of Sikkim
G. Itok

STATE DRAWAL FOR 2014-15

MONTH	DRAWAL FROM CPSUs (SEM DATA) (KWh)	SPDCL			STATE OWNED
		MANGLEY 2X1000 KW (KWh)	LACHUNG 2X1.5 MW (KWh)	RONGLI 2X2.5 MW (KWh)	MEYONGCHU 2X2 MW (KWh)
APRIL	30725216	0	337500	377520	142280
MAY	30359275	149130	325000	292040	717900
JUNE	29983240	420600	360000	427880	663900
JULY	31215306	527310	337500	152080	553380
AUG	30769998	180940	275000	1181480	0
SEPT	30994896	0	362500	1261560	0
OCT.	29684951	0	372500	2872600	404640
NOV	31410745	0	427500	1558000	665400
DEC	31084778	249640	455000	1000760	473380
JAN	31704356.7	224080	387500	650840	293700
FEB	28313858	161540	335000	440880	223240
MAR	28947681.6	100100	387500	441960	259380
TOTAL	365194301	2013340	4362500	10657600	4397200
in MUs	365.19	2.01	4.36	10.66	4.40
TOTAL STATE CONSUMPTION (MUs)					386.62


 Assistant Engineer (SLDC)
 Energy & Power Department
 Govt. of Sikkim


 Executive Engineer (SLDC)
 Executive Engineer (S L D C)
 Energy & Power Department
 Govt. of Sikkim
 Gangtok

STATE DRAWAL FOR 2015-16

MONTH	DRAWAL FROM CPSUs (SEM DATA) (KWh)	SPDCL			STATE OWNED
		MANGLEY 2X1000 KW (KWh)	LACHUNG 2X1.5 MW (KWh)	RONGLI 2X2.5 MW (KWh)	MEYONGCHU 2X2 MW (KWh)
APRIL	26066202.10	128990	397500	1062520	0
MAY	25972519.00	269080	377500	2482800	343588
JUNE	25543354.00	243070	250000	2304720	521260
JULY	25491835.00	296650	222500	1895280	1304680
AUG	25286798.10	337140	297500	3334760	1658000
SEPT	24216554.10	379718	517500	3148480	1538280
OCT.	25216703.40	385900	422500	2990000	1185980
NOV	28461779.40	424150	457500	1566640	837000
DEC	32452118.40	377290	507500	957040	555800
JAN	35539888.50	244600	485000	625920	443680
FEB	35381376.30	75970	415000	436640	359720
MAR	36310758.00	138640	455000	470760	623380
TOTAL	345939886.30	3301198	4805000	21275560	9371368
in MUs	345.94	3.30	4.81	21.28	9.37
TOTAL STATE CONSUMPTION (MUs)					384.69

Assistant Engineer (SLDC)

Assistant Engineer (SLDC)
Energy & Power Deptt.
Govt. of Sikkim

Executive Engineer (SLDC)

Executive Engineer (S L D C)
Energy & Power Department
Govt. of Sikkim
Gangtok

Details of Energy Generation from Solar Power Plants

SI No	Name & Capacity of Plant	Location	Date of Commissioning	Generation in MWh During				Remarks
				2013-14	2014-15	2015-16	Till Sep 2016	
1	20 kWp at State Assembly	Gangtok	Jul 2012	Data Not Available	Data Not Available	Data Not Available	Data Not Available	Plant Presently Disconnected
2	30 kWp at Raj Bhawan	Gangtok	Oct 2013	1.95	4.68	4.68	2.34	-
3	51 kWp at District Hospital	Namchi	Dec 2013	3.69	14.77	14.77	7.38	-
4	64 kWp at Samman Bhawan	Gangtok	Nov 2013	Data Not Available	Data Not Available	Data Not Available	Data Not Available	Plant Presently Disconnected
5	100 kWp at Govt College, Tadong	Gangtok	Sep 2012	Data Not Available	Data Not Available	Data Not Available	Data Not Available	Plant Presently Disconnected
6	100 kWp at Govt College, Kamrang	Namchi	Sep 2012	Data Not Available	Data Not Available	Data Not Available	Data Not Available	Plant Presently Disconnected
7	100 kWp at SICB, Karfectar	Jorethang	Jan 2013	Data Not Available	Data Not Available	Data Not Available	Data Not Available	Meter Malfunction
8	100 kWp at SIRD, Karfectar	Jorethang	Jan 2013	Data Not Available	Data Not Available	Data Not Available	Data Not Available	Plant Presently Disconnected
9	100 kWp at IHM	Rumtek	May 2013	4.57	5.48	5.48	2.29	-
Total (in MWh):				10.21	24.93	24.93	12.01	-
(in MU):				0.010	0.025	0.025	0.012	


Assistant Engineer
 Sikkim Renewable Energy
 Development Agency
 Government of Sikkim


Executive Engineer
 Sikkim Renewable Energy
 Development Agency
 Government of Sikkim, Gangtok